

BLUE RIDGE YURTS

2010 ORDER FORM

Blue Ridge Yurts 369 Parkway Lane South Floyd, VA 24091 (540) 745-7458



Information		
Name:	Date:	
Billing Address:		
City:	State:	Zip:
Phone:	Fax:	Email:
Preferred Pick Up or Delivery Date:		
Shipping Address:		
City:	State:	Zip:

Yurt	Qty	Price
16 Foot Yurt (200 sq ft) with 7' Walls [\$5,825] (Includes two windows and one 36" doorways as standard features)	1	\$5,825

Standard Doorway	Qty	Price
<input type="checkbox"/> Standard 36" Steel Door [\$0] OR <input type="checkbox"/> 36" Frame Only - Provide Own 36" Door [subtract \$200]	1	

Standard Windows	Qty	Price
<input type="checkbox"/> Two 42" X 46" vinyl windows		\$0
<input type="checkbox"/> Substitute 36" door frames to accomodate glass windows that you provide yourself [no charge for two]		\$0

Our 16' yurts can accommodate a maximum of six (6) wall features. Since one doorway and two windows are included as standard, this means that you can choose up to three (3) additional wall features (windows, doorways, stovepipe insert). Rain diverters are included with all doors.

Options	Qty	Price
<input type="checkbox"/> Additional 36" Steel Door(s) [\$425] OR <input type="checkbox"/> 36" Frame(s) Only - Provide Own 36" Door [\$175]		
<input type="checkbox"/> Additional 48" French Door(s) [\$810] OR <input type="checkbox"/> 48" Frame(s) Only - Provide Own 48" Door [\$185]		
↳ Add Screen Door to 36" doorway(s) [\$270]		
↳ Add Door Awning to 36" doorway(s) [\$160]		
↳ Add Door Awning to 48" doorway(s) [\$185]		
Additional 42" X 46" Window(s) [\$175]		
28" Diameter Round Window Kit [\$75]		
8" Diameter Stovepipe Insert (<i>Limit one</i>) [\$65]		
Tinted Dome Upgrade - <i>Bronze tinted acrylic dome instead of the standard acrylic dome.</i> [\$150]		
Fan Support - <i>Allows hanging a ceiling fan from the compression ring.</i> [\$40]		

Insulation Kit	Qty	Price
<input type="checkbox"/> Insulation for Walls & Roof [\$1,300]	1	
<input type="checkbox"/> Insulation for Windows - The storm flap/awning on our windows can have a pocket sewn onto it so that insulation can be slipped inside. [\$70 for each window]		

Window, Doorway and Stovepipe Insert Placement

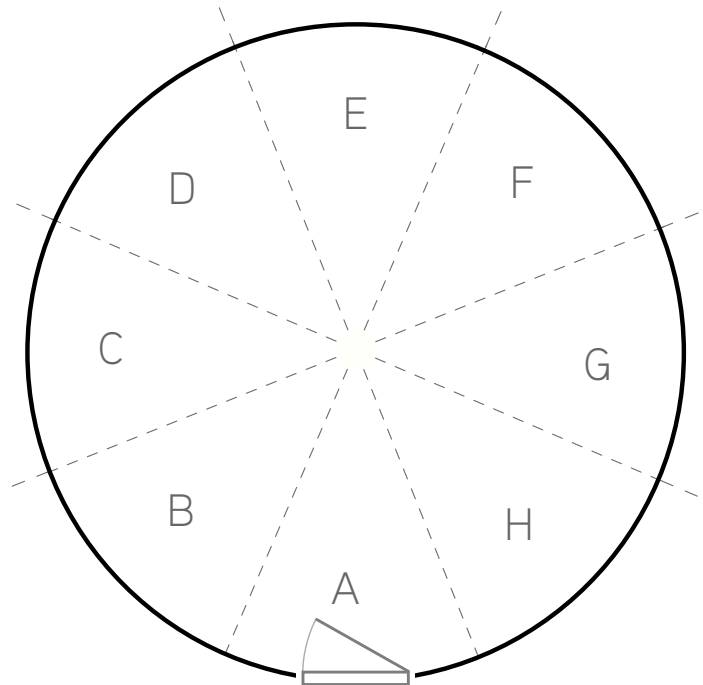
Indicate where you would like to place features using this diagram. Be sure to mark locations for the wall features from the previous page including the two standard windows, additional windows, additional doorways and stovepipe insert (if selected). Also note any doorways with the screen door and/or door awning options.

Mark items as follows:

- Window: W
- Doorway with 36" Steel Door: D36
- Doorway with 48" French Door: FD48
- Doorway - Provide Own 36" Door or Window: GW36
- Doorway - Provide Own 48" Door or Window: GW48
- Screen Door Option: +SC
- Door Awning Option: +AW
- Stovepipe Insert: S

The primary doorway is always at the 'A' location. Features can be placed at half locations so long as they're not directly adjacent to other features. See the examples below for reference.

Other customizations may be possible, just ask!

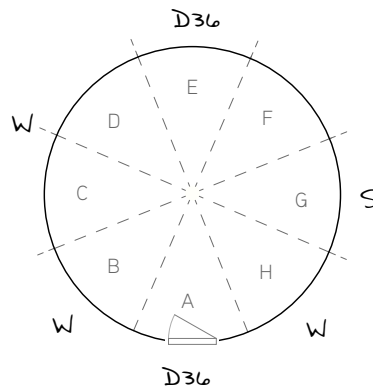


Examples

Example 1

Illustrates locations one might choose for the following:

- Standard doorway is a 36" steel door
- One additional doorway with 36" steel door
- Two windows (standard)
- One additional window
- A stovepipe insert

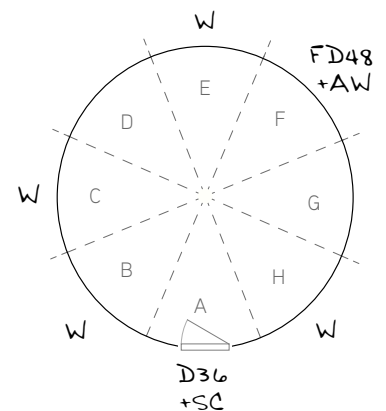


Example 1

Example 2

Illustrates locations one might choose for the following:

- Standard 36" steel door with optional screen door
- One additional doorway with 48" French door and awning
- Two windows (standard)
- Two additional windows



Example 2

Fabric & Color Options

Roof Cover

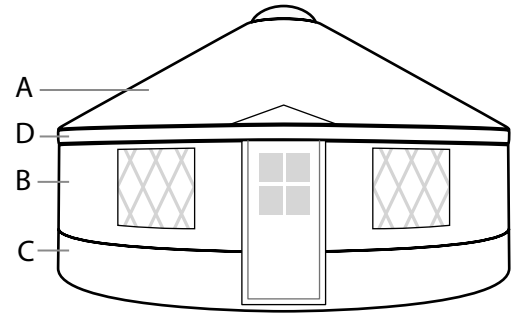
The roof is made of Vanguard™, an extra heavy duty vinyl laminated polyester.

Standard Wall Fabric Option

The upper panel is made of Starfire™, a strong acrylic coated polyester/cotton blend that looks and feels like canvas, and the lower panel is made of Coastline Plus®, a heavy duty vinyl laminated polyester that has a slightly pebbled surface.

All Starfire™ Option

If you prefer, you can have both the upper and lower panels made of the Starfire™ fabric.



Indicate your fabric/color selections below.

You can refer to the following web page to view color swatches: www.blueridgeyurts.com/colors.htm
additional colors are available for an additional surcharge. If there are particular colors you would like, please ask!

Standard Roof Fabric

A) Roof - Vanguard® (select one)

V01 Tan

V02 Glade Green

Standard Wall Fabric (recommended)

B) Upper Wall Panel - Starfire™ (select one)

S01 Light Tan

S07 Teal Blue

S02 Eggshell

S08 Royal Blue

S03 Terra Cotta

S09 Khaki

S04 Burgundy

S10 Berry

S05 Forest Green

S11 Tan

S06 Blueberry

S12 Pearl Gray

C) Lower Wall Panel - Coastline Plus® (select one)

C01 Almond

C07 Teal

C02 Beige

C08 Bay Blue

C03 Terra Cotta

C09 Sea Palm

C04 Cork Brown

C10 Portland Red

C05 Glade Green

C11 Burgundy

C06 Sage Green

C12 Driftwood

D) Matching Valance (Have the valance match the lower wall panel) Yes No

OR

All Starfire™ Fabric Option

B) Upper Wall Panel - Starfire™ (select one)

S01 Light Tan

S07 Teal Blue

S02 Eggshell

S08 Royal Blue

S03 Terra Cotta

S09 Khaki

S04 Burgundy

S10 Berry

S05 Forest Green

S11 Tan

S06 Blueberry

S12 Pearl Gray

C) Lower Wall Panel - Starfire™ (select one)

S01 Light Tan

S07 Teal Blue

S02 Eggshell

S08 Royal Blue

S03 Terra Cotta

S09 Khaki

S04 Burgundy

S10 Berry

S05 Forest Green

S11 Tan

S06 Blueberry

S12 Pearl Gray

Shipping Options

Check box to indicate local pick up or shipping option.	<input type="checkbox"/> Pick Up Order	\$0
Your preferred pick-up or delivery date:	<input type="checkbox"/> Ship Order	Crating Fee - Add \$200
Please understand that while we will assist you as much as possible, you are responsible for pickup/shipping of the Yurt from Floyd, VA to your destination.		

Payment

Enter the total of the preceding price columns here:	Subtotal	
If paying by credit card (check one): <input type="checkbox"/> Mastercard <input type="checkbox"/> Visa	Add 2% for electronic transactions. (Anything other than cash or check)	
Card Number: _____ Expiration Date: _____		
Sales Tax (Based on point of delivery) <i>Within Virginia -- 5.0% - Outside of Virginia -- No Tax</i>	Add 5.0% Sales Tax, if applicable	
A 50% deposit is required to confirm your order.	Minus 50% Deposit	
	Balance Owed	

- When we receive your order, we will send you a set of assembly instructions and an invoice with the details of your order.
- When the order is complete, we will contact you to finalize your pickup or delivery plans.

Sales Agreement

I understand I will accept the goods and pay for them in accordance with the terms of the sale.

I understand I am solely responsible for all building permits, building and /or safety codes (if applicable) in the installation of the Blue Ridge Yurt on my residential and/or commercial property.

I understand I am solely responsible for assembly of yurt, provision of flooring and any other work/cost related to setting up my Blue Ridge Yurt.

I understand Blue Ridge Yurts reserves the right to change, discontinue or substitute materials.

I understand the terms of sale are 50% down at time of order and the balance upon completion of the Yurt.

I understand that I am solely responsible for pickup/shipping of the Blue Ridge Yurt from Floyd, VA to my destination.

I understand that special order Yurt sales are final.

I understand that I am responsible for all shipping costs to and from Floyd, VA.

I understand I am holding harmless, indemnifying, and releasing Blue Ridge Yurts, LLC from all and any liability, accidents, and incidents that may occur from all and any use of the Blue Ridge Yurt.

I hereby agree to order the Blue Ridge Yurt at the prices stated and have read and agree to the terms of sale stated above.

Customer Signature: _____

Date: _____