

# BLUE RIDGE YURTS

## 2010 ORDER FORM

Blue Ridge Yurts 369 Parkway Lane South Floyd, VA 24091 (540) 745-7458



### Information

Name:		Date:	
Billing Address:			
City:		State:	Zip:
Phone:		Fax:	Email:
Preferred Pick Up or Delivery Date:			
Shipping Address:			
City:		State:	Zip:

Yurt	Qty	Price
30 Foot Yurt (708 sq ft) with 10' Walls (Includes four windows and a 36" doorway as standard features)	1	\$14,100

Standard Doorway	Qty	Price
<input type="checkbox"/> Standard 36" Steel Door [\$0]    OR <input type="checkbox"/> 36" Frame Only - Provide Own 36" Door [subtract \$200]	1	

Standard Windows	Qty	Price
<input type="checkbox"/> Four 46" X 50" vinyl windows    OR		\$0
<input type="checkbox"/> Substitute 36" door frames to accomodate glass windows that you provide yourself [no charge for four]		\$0

Our 30' yurts can accommodate a maximum of twelve (12) wall features. Since one doorway and four windows are included as standard, this means that you can choose up to seven (7) additional wall features (windows, doorways, stovepipe insert).

Options	Qty	Price
<input type="checkbox"/> Additional 36" Steel Door(s) [\$550]    OR <input type="checkbox"/> 36" Frame(s) Only - Provide Own 36" Door [\$260]		
<input type="checkbox"/> Additional 48" French Door(s) [\$950]    OR <input type="checkbox"/> 48" Frame(s) Only - Provide Own 48" Door [\$315]		
<input type="checkbox"/> Additional 60" French Door(s) [\$1150]    OR <input type="checkbox"/> 60" Frame(s) Only - Provide Own 60" Door [\$360]		
<input type="checkbox"/> Add Screen Door to 36" doorway(s) [\$270]		
NOTE: All doorways on our yurts with 10' walls include drip ledges and rain diverters.		
Additional 46" X 50" Window(s)    [\$200]		
28" Diameter Round Window Kit    [\$75]		
8" Diameter Stovepipe Insert ( <i>Limit one</i> )    [\$65]		
Tinted Dome Upgrade - <i>Bronze tinted acrylic dome instead of the standard acrylic dome.</i> [\$150]		
Fan Support - <i>Allows hanging a ceiling fan from the compression ring.</i> [\$40]		

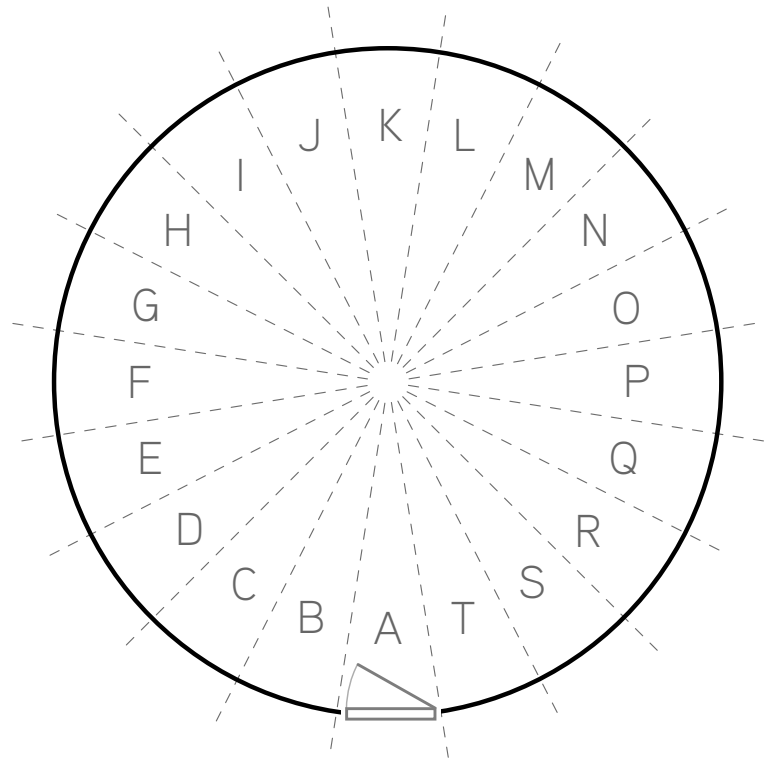
Insulation Kit	Qty	Price
<input type="checkbox"/> Insulation for Walls & Roof	1	\$3,990
<input type="checkbox"/> Insulation for Windows The storm flap/awning on our windows can have a pocket sewn onto it so that insulation can be slipped inside. Add \$70 for each window.		\$70 <i>X Number of Windows</i>

## Window, Doorway and Stovepipe Insert Placement

Indicate where you would like to place features using this diagram. Be sure to mark locations for the wall features from the previous page including the two standard windows, additional windows, additional doorways and stovepipe insert (if selected). Also note any doorways with the screen door and/or door awning options.

Mark items as follows:

- Window: W
- Doorway with 36" Steel Door: D36
- Doorway with 48" French Door: FD48
- Doorway with 60" French Door: FD60
- Doorway - Provide Own 36" Door or Window: GW36
- Doorway - Provide Own 48" Door or Window: GW48
- Screen Door Option: +SC
- Door Awning Option: +AW
- Stovepipe Insert: S



The primary doorway is always at the 'A' location. Features can be placed at half locations so long as they're not directly adjacent to other features. See the examples below for reference.

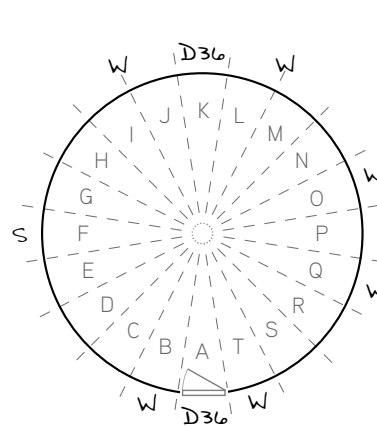
Other customizations may be possible, just ask!

## Examples

### Example 1

Illustrates locations one might choose for the following:

- Standard doorway is a 36" steel door
- One additional doorway with 36" steel door
- Four windows (standard)
- Two additional windows
- A stovepipe insert

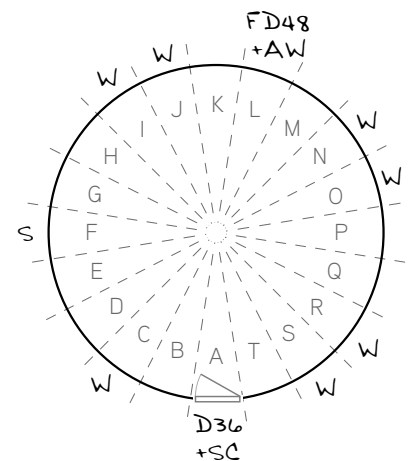


Example 1

### Example 2

Illustrates locations one might choose for the following:

- Standard 36" steel door with optional screen door
- One additional doorway with a 48" French door and awning
- Four windows (standard)
- Three additional windows
- A stovepipe insert



Example 2

## Fabric & Color Options

### Roof Cover

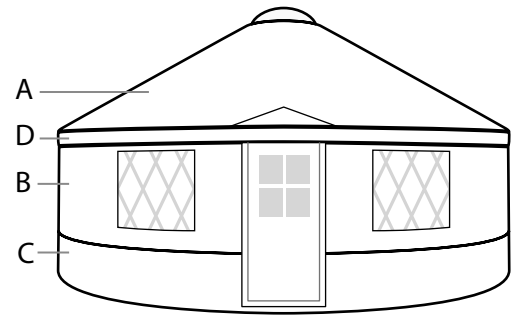
The roof is made of Vanguard™, an extra heavy duty vinyl laminated polyester.

### Standard Wall Fabric Option

The upper panel is made of Starfire™, a strong acrylic coated polyester/cotton blend that looks and feels like canvas, and the lower panel is made of Coastline Plus®, a heavy duty vinyl laminated polyester that has a slightly pebbled surface.

### All Starfire™ Option

If you prefer, you can have both the upper and lower panels made of the Starfire™ fabric.



Indicate your fabric/color selections below.

You can refer to the following web page to view color swatches: [www.blueridgeyurts.com/colors.htm](http://www.blueridgeyurts.com/colors.htm)  
additional colors are available for an additional surcharge. If there are particular colors you would like, please ask!

### Standard Roof Fabric

#### A) Roof - Vanguard® (select one)

V01 Tan

V02 Glade Green

### Standard Wall Fabric (recommended)

#### B) Upper Wall Panel - Starfire™ (select one)

S01 Light Tan

S07 Teal Blue

S02 Eggshell

S08 Royal Blue

S03 Terra Cotta

S09 Khaki

S04 Burgundy

S10 Berry

S05 Forest Green

S11 Tan

S06 Blueberry

S12 Pearl Gray

#### C) Lower Wall Panel - Coastline Plus® (select one)

C01 Almond

C07 Teal

C02 Beige

C08 Bay Blue

C03 Terra Cotta

C09 Sea Palm

C04 Cork Brown

C10 Portland Red

C05 Glade Green

C11 Burgundy

C06 Sage Green

C12 Driftwood

D) Matching Valance (Have the valance match the lower wall panel)  Yes  No

OR

### All Starfire™ Fabric Option

#### B) Upper Wall Panel - Starfire™ (select one)

S01 Light Tan

S07 Teal Blue

S02 Eggshell

S08 Royal Blue

S03 Terra Cotta

S09 Khaki

S04 Burgundy

S10 Berry

S05 Forest Green

S11 Tan

S06 Blueberry

S12 Pearl Gray

#### C) Lower Wall Panel - Starfire™ (select one)

S01 Light Tan

S07 Teal Blue

S02 Eggshell

S08 Royal Blue

S03 Terra Cotta

S09 Khaki

S04 Burgundy

S10 Berry

S05 Forest Green

S11 Tan

S06 Blueberry

S12 Pearl Gray

## Shipping Options

Check box to indicate local pick up or shipping option.	<input type="checkbox"/> Pick Up Order	\$0
Your preferred pick-up or delivery date:	<input type="checkbox"/> Ship Order	Crating Fee - Add \$200
Please understand that while we will assist you as much as possible, you are responsible for pickup/shipping of the Yurt from Floyd, VA to your destination.		

## Payment

Enter the total of the preceding price columns here:	Subtotal	
If paying by credit card (check one): <input type="checkbox"/> Mastercard <input type="checkbox"/> Visa	Add 2% for electronic transactions. (Anything other than cash or check)	
Card Number: _____ Expiration Date: _____		
Sales Tax (Based on point of delivery) <i>Within Virginia -- 5.0% - Outside of Virginia -- No Tax</i>	Add 5.0% Sales Tax, if applicable	
A 50% deposit is required to confirm your order.	Minus 50% Deposit	
	Balance Owed	

- When we receive your order, we will send you a set of assembly instructions and an invoice with the details of your order.
- When the order is complete, we will contact you to finalize your pickup or delivery plans.

## Sales Agreement

I understand I will accept the goods and pay for them in accordance with the terms of the sale.

I understand I am solely responsible for all building permits, building and /or safety codes (if applicable) in the installation of the Blue Ridge Yurt on my residential and/or commercial property.

I understand I am solely responsible for assembly of yurt, provision of flooring and any other work/cost related to setting up my Blue Ridge Yurt.

I understand Blue Ridge Yurts reserves the right to change, discontinue or substitute materials.

I understand the terms of sale are 50% down at time of order and the balance upon completion of the Yurt.

I understand that I am solely responsible for pickup/shipping of the Blue Ridge Yurt from Floyd, VA to my destination.

I understand that special order Yurt sales are final.

I understand that I am responsible for all shipping costs to and from Floyd, VA.

I understand I am holding harmless, indemnifying, and releasing Blue Ridge Yurts, LLC from all and any liability, accidents, and incidents that may occur from all and any use of the Blue Ridge Yurt.

I hereby agree to order the Blue Ridge Yurt at the prices stated and have read and agree to the terms of sale stated above.

Customer Signature: \_\_\_\_\_

Date: \_\_\_\_\_