

BLUE RIDGE YURTS

2009 ORDER FORM



Blue Ridge Yurts 369 Parkway Lane South Floyd, VA 24091 (540) 745-7458

Information		
Name:	Date: (mm/dd/yy)	
Billing Address:		
City:	State:	Zip:
Phone:	Fax:	
Email:		
Shipping Address:		
City:	State:	Zip:

Yurt	Qty	Price
20 Foot Yurt (314 sq ft) To order more than one yurt, please fill out multiple forms.	1	\$7,375

Insulation Packages	Qty	Price
<input type="checkbox"/> Insulation for Walls & Roof Insulated panels lined with white Sunforger® canvas.		\$1,750
<input type="checkbox"/> Insulation for Windows The storm flap/awning on our windows can have a pocket sewn onto it so insulation can be slipped inside. Add \$70 for each window on the yurt.		\$70 <i>X Number of Windows</i>

Primary Doorway	Qty	Price
<input type="checkbox"/> 36" Standard Steel Door (\$0) <input type="checkbox"/> 48" French Door (\$350) <input type="checkbox"/> 36" Frame - Provide Own Door (subtract \$300) <input type="checkbox"/> 48" Frame - Provide Own Door (subtract \$285)	1	
↳ <input type="checkbox"/> Add 40" X 40" Door Awning to 36" doorway		\$160
↳ <input type="checkbox"/> Add 40" X 52" Door Awning to 48" doorway		\$175
↳ <input type="checkbox"/> Add Screen Door to doorway (<i>Only available for doorways with a 36" steel door</i>)		\$270

Standard Windows	Qty	Price
Three 46" X 40" clear vinyl windows (OR substitute vinyl windows with frames for glass windows you provide)	3	\$0
<input type="checkbox"/> Substitute our standard vinyl windows with frames for glass windows that you provide (<i>no charge for three</i>)		

Our 20' yurts can accommodate a maximum of eight (8) wall features. Since a primary doorway and three windows are included as standard options, this means that you can choose up to four (4) additional wall features (windows, doorways, stovepipe insert).

Additional Wall Features	Qty	Price
Additional Doorway(s) with 36" Steel Door		\$455
Additional Doorway(s) with 48" French Door		\$825
Additional Doorway(s) with 36" Frame - Provide Own Door or Window		\$125
Additional Doorway(s) with 48" Frame - Provide Own Door or Window		\$140
↳ Add 40" X 40" Door Awning to 36" doorway(s)		\$160
↳ Add 40" X 52" Door Awning to 48" doorway(s)		\$175
↳ Add Screen Door to doorway(s) (<i>Only available for doorways with a 36" steel door</i>)		\$270
Additional 46" X 40" Window(s)		\$175
Non-opening 46" X 40" Picture Window (<i>Limit one</i>)		\$120
8" Diameter Stovepipe Insert (<i>Limit one</i>)		\$65
28" Diameter Round Window Kit(s)		\$75

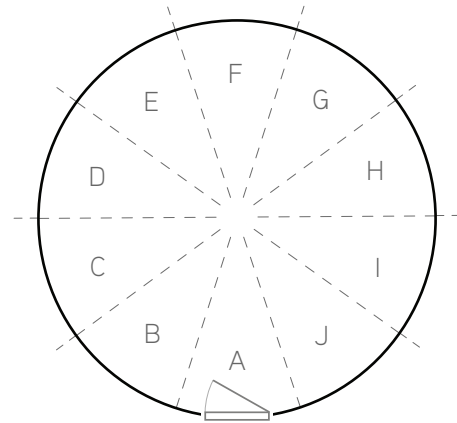
Other Features	Qty	Price
Tinted Dome Option - Bronze tinted acrylic dome instead of the standard acrylic dome.	\$150	
Fan Support - Allows hanging a ceiling fan from the compression ring.	\$35	

Window, Doorway and Stovepipe Insert Placement

Indicate where you would like to place features using this diagram. Be sure to mark locations for the wall features from the previous page including the two standard windows, additional windows, additional doorways and stovepipe insert (if selected). Also note any doorways with the screen door and/or door awning options.

Mark items as follows:

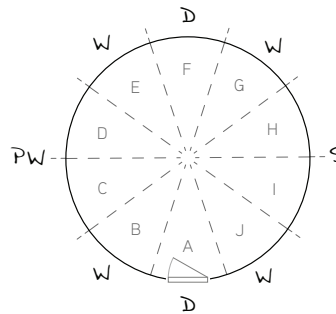
- Window = W
- Picture Window = PW
- Round Window = RW
- Stovepipe Insert = S
- Doorway with 36" Steel Door = D
- Doorway with 48" French Door = FD
- Doorway (Provide Own 36" Door or Glass Window) = D36
- Doorway (Provide Own 48" Door or Glass Window) = D48
- Screen Door Option = +SC
- Door Awning Option = +AW



The primary doorway is always at the 'A' location. Features can be placed at half locations so long as they're not directly adjacent to other features. See the examples below for reference.

Example 1 - Illustrates locations one might choose for the following features:

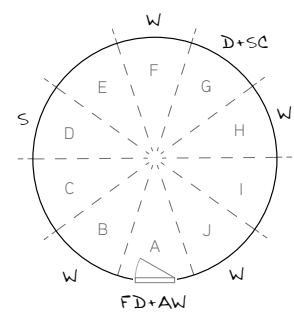
- Primary doorway is a 36" steel door (standard)
- One additional doorway with 36" steel door
- Three windows (standard)
- One additional window
- A picture window
- A stovepipe insert



Example 1

Example 2 - Illustrates locations one might choose for the following features:

- Upgrade primary doorway to a 48" French door with awning
- One additional doorway with 36" steel door with screen door
- Three windows (standard)
- One additional window
- A stovepipe insert



Example 2

Fabric & Color Options

A) Roof Cover

The roof is made of Vanguard™, an extra heavy duty vinyl laminated polyester. The standard roof color is Sand.


Standard Wall Fabric Option (recommended)

The upper panel is made of Starfire™, a strong acrylic coated polyester/cotton blend that looks and feels like canvas, and the lower panel is made of Patio 500™, a heavy duty vinyl laminated polyester that has a slightly pebbled surface.

All Starfire™ Option

If you prefer, you can have both the upper and lower panels made of the Starfire™ fabric.

Continued on next page >



Indicate your fabric/color selections in either the Standard or All Starfire™ section below.
 You can refer to the following web page to view color swatches: www.blueridgeyurts.com/colors.htm

Standard Wall Fabric Option (recommended)			
B) Upper Wall Panel (select one)		C) Lower Wall Panel (select one)	
<input type="checkbox"/> S01 Light Tan	<input type="checkbox"/> S07 Teal Blue	<input type="checkbox"/> P01 Light Tan	<input type="checkbox"/> P07 Teal
<input type="checkbox"/> S02 Eggshell	<input type="checkbox"/> S08 Royal Blue	<input type="checkbox"/> P02 Buff	<input type="checkbox"/> P08 Royal Blue
<input type="checkbox"/> S03 Terra Cotta	<input type="checkbox"/> S09 Lavender	<input type="checkbox"/> P03 Terra Cotta	<input type="checkbox"/> P09 Burgundy
<input type="checkbox"/> S04 Burgundy	<input type="checkbox"/> S10 Berry	<input type="checkbox"/> P04 Brown	<input type="checkbox"/> P10 Bright Red
<input type="checkbox"/> S05 Forest Green	<input type="checkbox"/> S11 Yellow	<input type="checkbox"/> P05 Dark Green	<input type="checkbox"/> P11 Lemon
<input type="checkbox"/> S06 Emerald	<input type="checkbox"/> S12 Pearl Gray	<input type="checkbox"/> P06 Summer Ivy	<input type="checkbox"/> P12 Pewter
D) Matching Valance (Have the valance match the lower wall panel) <input type="checkbox"/> Yes <input type="checkbox"/> No			

OR

All Starfire™ Option			
B) Upper Wall Panel (select one)		C) Lower Wall Panel (select one)	
<input type="checkbox"/> S01 Light Tan	<input type="checkbox"/> S07 Teal Blue	<input type="checkbox"/> S01 Light Tan	<input type="checkbox"/> S07 Teal Blue
<input type="checkbox"/> S02 Eggshell	<input type="checkbox"/> S08 Royal Blue	<input type="checkbox"/> S02 Eggshell	<input type="checkbox"/> S08 Royal Blue
<input type="checkbox"/> S03 Terra Cotta	<input type="checkbox"/> S09 Lavender	<input type="checkbox"/> S03 Terra Cotta	<input type="checkbox"/> S09 Lavender
<input type="checkbox"/> S04 Burgundy	<input type="checkbox"/> S10 Berry	<input type="checkbox"/> S04 Burgundy	<input type="checkbox"/> S10 Berry
<input type="checkbox"/> S05 Forest Green	<input type="checkbox"/> S11 Yellow	<input type="checkbox"/> S05 Forest Green	<input type="checkbox"/> S11 Yellow
<input type="checkbox"/> S06 Emerald	<input type="checkbox"/> S12 Pearl Gray	<input type="checkbox"/> S06 Emerald	<input type="checkbox"/> S12 Pearl Gray

Shipping Options		Price
Check box to indicate local pick up or shipping option.	<input type="checkbox"/> Pick Up Order	\$0
	<input type="checkbox"/> Ship Order	Crating Fee - Add \$200
Indicate your preferred pick-up or delivery date:	Date: _____	(mm/dd/yy) -
Please understand that while we will assist you as much as possible, you are responsible for pickup/shipping of the Yurt from Floyd, VA to your destination.		-

Payment		
Enter the total of the preceding price columns here:	Subtotal	
If paying by credit card (check one): <input type="checkbox"/> Mastercard <input type="checkbox"/> Visa	Add 2% for electronic transactions. (Anything other than cash or check)	
Card Number: _____ Expiration Date: _____	Add 5.0% Sales Tax, if applicable	
Sales Tax (Based on point of delivery) <i>Within Virginia -- 5.0% - Outside of Virginia -- No Tax</i>	Minus 50% Deposit	
A 50% deposit is required to confirm your order.	Balance Owed	

- When we receive your order, we will send you a set of assembly instructions and an invoice with the details of your order. It will include an approximate ship date and the balance due.
- When the order is complete, we will contact you to finalize your pickup or delivery plans.

Sales Agreement

I understand I will accept the goods and pay for them in accordance with the terms of the sale.

I understand I am solely responsible for all building permits, building and /or safety codes (if applicable) in the installation of the Blue Ridge Yurt on my residential and/or commercial property.

I understand I am solely responsible for assembly of yurt, provision of flooring and any other work/cost related to setting up my Blue Ridge Yurt.

I understand Blue Ridge Yurts reserves the right to change, discontinue or substitute materials.

I understand the terms of sale are 50% down at time of order and the balance upon completion of the Yurt.

I understand that I am solely responsible for pickup/shipping of the Blue Ridge Yurt from Floyd, VA to my destination.

I understand that special order Yurt sales are final.

I understand that in-stock yurts may be returned in perfect condition within 30 days of pick-up, but will be subject to a 10% restocking fee. I understand that I am responsible for all shipping costs to and from Floyd, VA.

I understand I am holding harmless, indemnifying, and releasing Blue Ridge Yurts, LLC from all and any liability, accidents, and incidents that may occur from all and any use of the Blue Ridge Yurt.

I hereby agree to order the Blue Ridge Yurt at the costs stated and have read and agree to the terms of sale stated above.

Customer Signature: _____

Date: _____